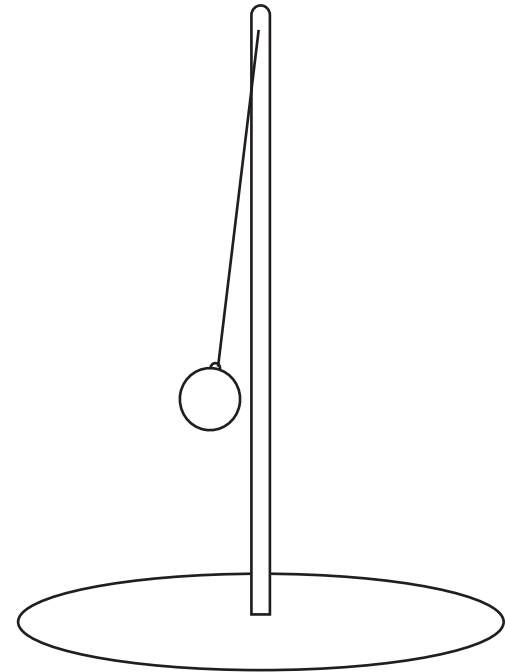


TETHERBALL

Item # 50300

PLAYING INSTRUCTIONS & RULES



Franklin
Franklin Sports, Inc.
Stoughton, MA 02072
www.franklinsports.com
For replacement parts call: 1-800-225-8649
MA residents call: 781-341-5178

WARNING:
CHOKING HAZARD --Small parts.
Not for children under 3 yrs.

EQUIPMENT LIST:

Ball: Vinyl Tetherball

Pole: 3 Steel Pole Sections

Sleeve: 1-10in (25.4cm) Ground Sleeve

Tether: 1 Tether Cord

Hardware: 1 Eyebolt and 1 Nut

Pump: Mini Inflating Pump with Needle

ASSEMBLY INSTRUCTIONS:

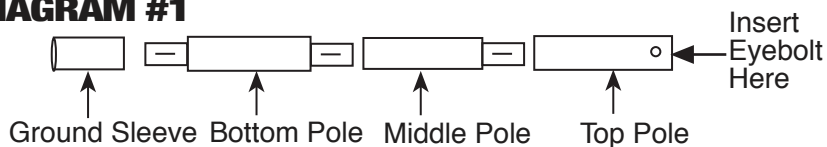
Find a flat open playing area at least 20ft (6.1m) square. For best results many people prefer to anchor the tetherball pole and sleeve to the ground with cement. We encourage you to consider the same.

- 1) Dig a hole in the center of the area approximately 12in (30.5cm) deep and 12in (30.5cm) wide.
- 2) Place the ground sleeve in the center of the hole assuring the ground sleeve is straight and vertical.
- 3) Fill the hole with cement. Make sure the ground sleeve stays straight and vertical. Let cement harden.

POLE ASSEMBLY:

Insert the middle pole into the top pole. Insert the bottom pole section into the middle pole section. (see diagram #1)

DIAGRAM #1



4) Insert eyebolt into the top hole on the top pole. Place washer and wing nut into eyebolt and tighten.

5) Tie one end of the tether cord to the eyebolt on the top pole section.

6) Place the bottom pole section of the assembled pole into the ground stake. Make sure the cement is completely hardened.

TETHERBALL COURT SET UP

Mark a circle 20ft (6.1m) in diameter. Cross the circle with two lines that meet at the pole (see diagram #2). Mark a line on the pole at a level of 5 ft (1.52m) above the ground. This is the “foul line”.

TETHERBALL RULES

To start game, one player tosses ball in air and hits with hand or fist. Opponent must let the ball pass once around the pole before hitting it back. Object of the game is to completely wind the rope in your direction above the foul line. The first player to do this wins the game. Best 4 games out of 7 wins the match.

Fouls:

- Players must stay in play area.
- Ball can only be hit with hand or forearm.
- Ball cannot be held or caught.
- Players may not touch the pole.
- Ball cannot be hit outside play area.
- Any foul constitutes a loss of the game for the player committing the foul.

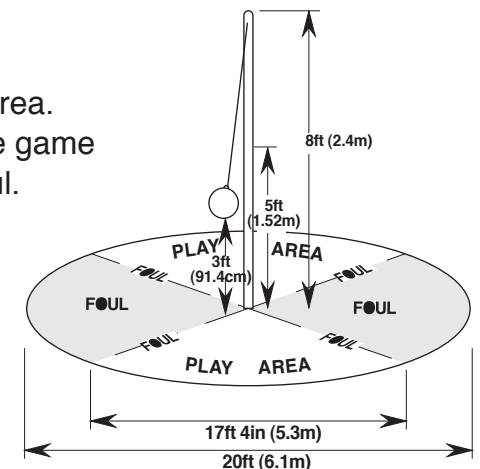


DIAGRAM #2